


## TECHNICAL SPECIFICATION

### Conductive EPDM Elastomer Extruded Gaskets



Electrically conductive EPDM gaskets are manufactured in different standard profiles and upon client request, in EPDM loaded with conductive fillers such as Nickel Graphite, Silver Aluminium  
The material is identified among those listed above based upon the resistance to corrosion characteristics and the shielding level required.

The characteristics that define the choice of materials are:

- IP 65/66/67 sealing grade;
- minimum and maximum temperature;
- type of assembly: the compressibility of the material and its elastic recovery;
- number of pieces to be produced;
- the consequent choice of tools and equipment;
- the need for a sample for shielding trials;

#### **Applications**

Conductive silicone gaskets are utilized to obtain a combination of electromagnetic shielding and IP environmental sealing, also in critical situations.

#### **Provision**

In rolls or pieces cut to size.

Standard section (par.4) or custom section to produce on client drawing.

## Material.

Electrically conductive extruded profiles are made of 2 materials:

- Silver plated aluminium filled EPDM.
- Nickel-Graphite filled EPDM.

### 1. Elastomer characteristics.

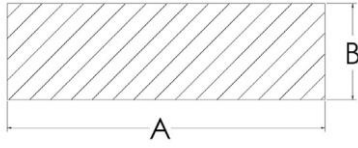
Elastomer binder	EPDM	
	Nickel coated Graphite	Silver plated Aluminum
Conductive filler	Nickel coated Graphite	Silver plated Aluminum
Color	Black	Black
Hardness (Shore A) +/-5 ASTM S2240	75,0	70,0
Specific Gravity (g/cm3) +/-5% ASTM D792	2,4	2,2
Max Volume Resistivity (Ohm-cm) ASTM D991	0,10	0,010
Min Elongation (%) ASTM D412	75,0	200,0
Min Tensile PSI (PSI) ASTM D412	200,0	195,0
Min Tear Strenght (lb/in)	70,0	50,0
Operating Temperature Range (°C)	-45 +100	-45 +130
Flammability rating	N/A	N/A
Compression Set (%) ASTM D395	40,0	40,0
Soliani Reference	SOLEMI-NIC75EPDM	SOLEMI-AGAL70EPDM


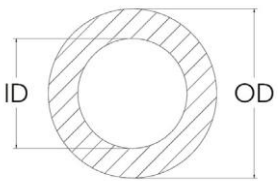
### 2. Extruded Jointed gaskets.

- Extruded profiles can be **mitre jointed** to ease assembly and prevent leakage (both RF and Environmental).
- Extruded profiles can be **butt jointed** in the form of 'O' rings to ease assembly, prevent emissions, susceptibility, and effects on environmental sealing.

### 3. Standard Section.

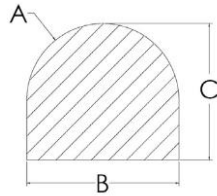
**NOTE:** General tolerances are  $\pm 0.15$  mm or specified in the technical documentation.

FLAT STRIP SECTION						
SOLIANI REF.: SF  	A	B	A	B	A	B
	0,81	0,81	12,70	3,18	6,40	38,10
	1,60	1,07	12,70	4,78	6,40	25,40
	2,41	1,57	19,05	1,57	6,40	20,60
	3,05	1,91	22,35	1,57	6,40	12,70
	3,18	1,57	25,40	6,35	6,40	2,30
	3,96	1,57	29,97	1,57	4,80	11,20
	6,35	1,57	1,52	2,03	4,80	2,30
	12,70	1,91				

"O" SECTION		
SOLIANI REF.: SO  	OD	OD
	1,02	3,18
	1,35	3,30
	1,57	3,53
	1,78	3,81
	2,03	4,06
	2,36	4,78
	2,62	5,49
	2,84	6,35
	3,02	
HOLLOW "O" SECTION		
SOLIANI REF.: SH  	OD	ID
	1,78	0,64
	2,36	0,89
	2,62	1,02
	3,18	1,14
	3,18	1,57
	3,96	1,27
	4,50	2,01
	6,35	3,18
	7,92	4,88
9,53	6,35	
11,10	6,35	

**“D” SECTION**

**SOLIANI REF.: SD**

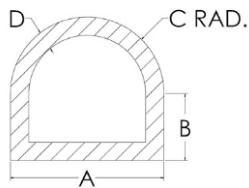


A	B	C
0,79	1,40	1,63
0,79	1,57	1,73
1,19	1,57	1,73
1,19	2,39	1,98
0,99	1,98	2,26
1,19	2,39	2,39
0,79	1,57	2,54
1,91	3,81	2,79

A	B	C
1,55	3,10	3,33
1,55	3,15	3,45
1,50	3,00	3,96
1,98	3,96	3,96
2,26	4,52	4,45
2,39	4,78	4,78
3,18	6,35	6,35

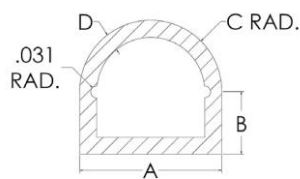
**HOLLOW “D” SECTION**

**SOLIANI REF.: SDH**



A	B	C	D
3,96	1,14	1,98	1,14
3,96	1,98	1,98	1,14
4,75	2,36	2,36	1,27
6,35	3,18	3,18	1,65
7,92	3,96	3,96	1,57
7,92	3,96	3,96	1,57
12,37	2,03	6,20	2,03
7,92	5,08	2,84	1,57

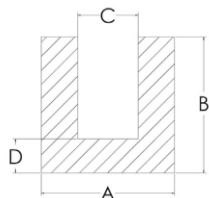
**SOLIANI REF.: SDHS**



A	B	C	D
3,96	1,14	1,98	1,14
3,96	1,98	1,98	1,14
4,75	2,36	2,36	1,27
6,35	3,18	3,18	1,65
7,92	3,96	3,96	1,57
7,92	3,96	3,96	1,57
12,37	2,03	6,20	2,03
7,92	5,08	2,84	1,57

### CHANNEL SECTION

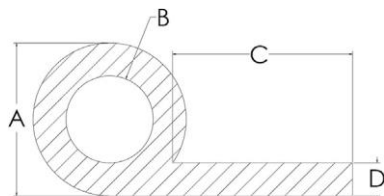
**SOLIANI REF.: SU**



A	B	C	D
2,54	2,54	0,86	0,84
3,20	2,79	0,66	1,27
3,20	5,72	0,51	1,91
3,96	3,96	1,57	1,19
4,45	3,96	1,19	1,19
4,45	3,96	1,19	1,91
8,31	5,97	1,57	2,92

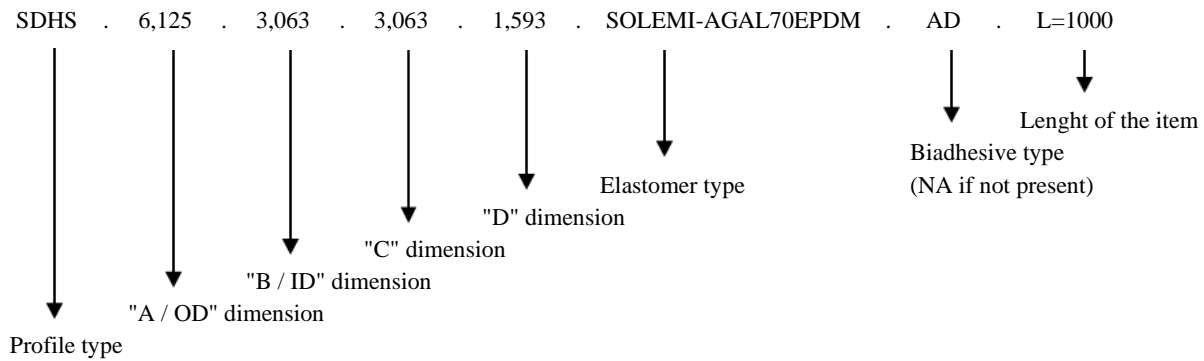
### HOLLOW "P" SECTION

**SOLIANI REF.: SL**



A	B	C	D
5,08	2,03	6,99	1,57
5,08	2,03	16,51	1,57
6,35	3,18	6,35	1,57
6,35	3,18	9,53	1,57
6,35	3,81	9,53	1,57
6,35	3,18	15,88	1,57
7,92	4,75	14,30	1,57
9,14	6,48	10,67	1,78
5,08	2,03	6,99	1,57
6,35	3,18	15,88	1,57

**ARTICLE DEFINITION FOR ORDER:**



**The data in this data sheet are purely indicative and refer to the Laboratory sample tested; therefore, we recommend our customers to carry out their own checks in order to determine the conformity of our article in respect to their own needs before any further processing.**